

Kesher Konect.....Jewish activities at your fingertips for Pre-K to Third Grade

Z'man Simchateinu—Season of joy!

5 days after **Yom Kippur**, we are commanded to rejoice! The Torah says we should “dwell” in the **sukkah** (plural sukkot, booths) through the week of the holiday. The **sukkah** becomes our home. Eating and living in this temporary structure both reminds us of our ancestors as they traveled through the desert and a time to celebrate the fall harvest. What an opportunity to physically separate ourselves from our material possessions, to be outside, and to find gratitude for the important things, and people, in our lives.

SUKKOT BLESSINGS

Blessing for Being in the Sukkah:

ברוך אתה יי אלהינו מלך העולם, אשר קדשנו
במצותיו וצונו לישב בסוכה.

Baruch atah Adonai, Eloheinu Melech
haolam, asher kid'shanu b'mitzvotav.
v'tzivanu leishev basukkah.

Our praise to You, Eternal our God, Sovereign of all: You hallow us with Your mitzvot and command us to dwell in the sukkah.

HOW TO START CELEBRATING

Build a **sukkah**! Remember it's temporary. It needs to be constructed so as to not blow away in the wind. With 3 sides, the roof should be covered only enough so you can still see the stars. Use whatever branches you have for wherever you live (cornstalks, tree branches).

BLESSING FOR THE LULAV:

The **lulav** is held up in the right hand, and the **etrog** is held *pitom* end (pointy side) down in the left hand. Facing east, recite the blessing.

ברוך אתה יי אלהינו מלך העולם, אשר קדשנו
במצותיו, וצונו על נטילת לולב.

Baruch atah Adonai, Eloheinu Melech haolam, asher kid'shanu
b'mitzvotav v'tzivanu al n'tilat lulav.

Our praise to You, Eternal our God, Sovereign of all: whose mitzvot teaches us holiness and who instructs us to take up the lulav.

SHEHECHEYANU

The first time you wave the **lulav** each year, recite the blessing marking a special occasion:

ברוך אתה יי אלהינו מלך העולם, שהחיינו וקיימנו
והגיענו לימן הזה.



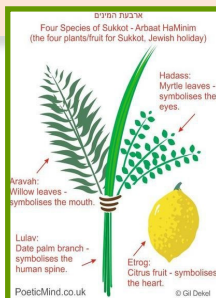
Baruch atah Adonai, Eloheinu Melech haolam, asher kid'shanu
b'mitzvotav v'tzivanu al n'tilat lulav.

*Our praise to You, Eternal our God, Sovereign of all:
for giving us life, sustaining us, and enabling us to reach this season.*

Fun Activities in the SUKKAH

- *Decorate the **sukkah**. Be creative, have fun!
- *The mitzvah is to “dwell” in the **sukkah**. Grab a sleeping bag & spend the night. Make sure to look up at the stars.
- *Try to eat in the **sukkah** as often as possible.
- *Invite friends into the **sukkah**. But this year? Adopt the beautiful custom of “*ushpizim*” when we traditionally invite biblical “guests” into the **sukkah** each night. How about “inviting” friends and family we can't be with this year—through zoom, pictures of them or retelling stories about the special people in your life.

WHO WILL BE IN YOUR SUKKAH THIS YEAR?



BUILDING A MINI SUKKAH (toriavey.com)

What you will need:

- *Graham crackers (plain or cinnamon)
- *White icing
- *Other edible decorations (i.e. cinnamon sticks, pretzel sticks, dried fruit, raisins, nuts, chocolate chips, any kind of candy, mini marshmallows, etc)
- *It is all held together with good old fashioned cookie-cement... aka white icing

How to make the sukkah:

- *Use a glass to support the graham crackers as you're building the **sukkah**
- *Fill small plastic bag with icing and snip off a small corner of the plastic bag)
- *Attach each graham cracker square to another using the icing
- *Allow icing to dry before decorating the mini **sukkah**





Simchat Torah—Rejoicing in the Torah!

Simchat Torah occurs on the last day of **Sukkot** when we celebrate the completion of the annual reading of the Torah. The concluding section of the 5th book of the Torah, *D'varim* (Deuteronomy) is read and immediately followed by the opening section of *B'reishit* (Genesis). We cycle back to the beginning giving us the opportunity each week to reread and reexamine the text and ourselves. It is a time of great joy as we dance with and celebrate the Torah.


SUKKOT SCAVENGER HUNT

CAN YOU FIND THESE ITEMS? HOW DO THEY RELATE TO SUKKOT?

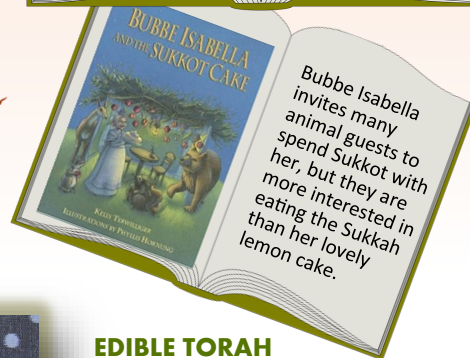
- 2 kinds of vegetables
- 2 kinds of fruit
- Honey
- Green plant
- A Jewish star / Magen David
- Pumpkin of any size
- 2 kinds of seeds or nuts
- 2 different kinds of leaves
- Something that makes noise
- Something you think is beautiful
- Flowers of any kind
- A picture you drew of a sukkah
- A Jewish item in your house



READING CORNER



Where is Sammy Spider? Swinging on an apple, from the roof of the Shapiro family sukkah, he is learning about the Jewish harvest festival of Sukkot. Sammy watches as Josh and his parents build and decorate the little hut.




Bubbe Isabella invites many animal guests to spend Sukkot with her, but they are more interested in eating the Sukkah lemon cake.

Chag Sameach!
Happy Holiday



Holiday Humor!



EDIBLE TORAH SCROLLS

Use baby carrots and cucumbers with cheese slices to make your scrolls and top with olives.

MAKE YOUR OWN TORAH SCROLLS

(creativejewishmoms.com)

You'll Need:

- *colored paper
- *wooden skewers or toothpicks
- *clear tape
- *scissors to cut the wooden sticks
- *colored markers

How To:

- *Cut toothpicks or wooden skewers into roughly 2" lengths, or use toothpicks as is.
- *Cut strips of colored paper, along the length of your paper, such that paper is about 1 1/2" wide.
- *Using clear tape, tape a toothpick to each end of the colored paper.
- *Start rolling the paper, first from one end & then from the other to create two equal scrolls.



What's
In a
Name?

Who are you named after?

Where does your name originate from?

Does your name hold any special meaning for you or your family?

What memories or stories do you have about your name?

What is your Hebrew name?

